




## The Challenges:

- 50% of middle and high school instructional time is interrupted due to off-task behavior. (Dr. Fred Jones, UC Santa Cruz: <http://users.manchester.edu/student/kmfaudree/ProfWeb/FaudreeKM351Theorist.pdf>)
- 40% of children with executive-function disorders/ADHD are held back a grade.
- 12.5% of teens and young adults 18–24 have dropped out of school. ([www.ncset.org/publications/essentialtools/dropout/part1.1.asp](http://www.ncset.org/publications/essentialtools/dropout/part1.1.asp))
- Only 46% of students with EF/ADHD feel prepared for college or a career upon graduation from high school. (<http://edsources.org/2015/survey-most-high-school-students-feel-unprepared-for-college-careers/83752>)

## The Solution: Edge Coaching™


The Edge Foundation, an international non-profit organization founded in 2005 by noted entrepreneur Neil Peterson, assists at-risk students who are challenged with executive-function (EF) disorders such as ADHD, dyslexia and adverse childhood experiences (ACEs). Edge provides a cadre of specially trained academic and life coaches for whole-student success.

## Going from high-risk to high-potential students




### 5th to 50th

Within two academic years, GMS\* climbed from the 5th percentile of Washington State schools to beyond the 50th percentile.




### 1.85 to 2.42

Edge In-School Coaching Program™ students experienced a dramatic rise in their GPA – on average from 1.85 to 2.42 – a 30 percent improvement.



### 8.5 to 4.1

Edge students are better behaved in school. Their incidence rate dropped by more than 50 percent. Previous rates of 8.5 percent fell to 4.1 percent.



Schools with Edge Coaching™ achieved a 95% continuation/graduation rate.

\*Giaudrone Middle School

**E**dge focuses on the challenges of executive functioning and employs a rigorous, evidence-based approach tailored for each student using one-on-one coaches. Edge takes this tried-true-and-tested concept to schools. Edge uses a proprietary curriculum to improve student performance whether they are in elementary, middle or high school. What's more, the comprehensive program is proven successful in colleges and universities across the nation.\*\*

### Giaudrone Middle School's Transformative Journey

In the 2010/11 school year, Giaudrone Middle School (GMS) was designated a Washington state "Turnaround School." It ranked at the bottom five percentile of school achievement. The designation reflected the school's low grade point average (GPA) and excessive student incidents that led to disciplinary action.

To make academic and behavioral progress, GMS partnered with the Edge Foundation and implemented its In-School Coaching Program™ working with its most-challenged students.

**Each student exhibits:** Significant executive-function impairment, often with undiagnosed symptoms of ADHD, dyslexia or ACEs. Although they may show creativity, intelligence and high energy, they have difficulty in establishing priorities, planning, staying on task, following through, being timely and controlling their emotions. They tend to over-engage teachers and administrators with discipline matters.

### Edge In-School Coaching™ is a Game Changer

This scientifically proven program screens eligible students for executive-function capacity and weaknesses. Then, in partnership with school administration, the program provides specially trained coaches who meet one-on-one with students weekly. Together, the student and his or her coach work on student-directed goals, strategies to improve their executive-function skills, managing their emotions and impulse control and channeling their energy in constructive ways.

**Why Edge Coaching™ Works.  
One Student. One Coach. Big Impact.**

  
**edge**  
**FOUNDATION**  
www.edgefoundation.org  
888-718-8886

\*\*Wayne State University study